



Princethorpe
College

PRINCETHORPE
COLLEGE



Year 11 Parents' Sixth Form Q and A Session

Wednesday 22 March 2023

With you this evening

- Grove du Toit – Headmaster
- Ben Collie – Head of Sixth Form
- Michael Spencer – Deputy Head – Academic
- Liz Pyne – Assistant Head – Teaching and Learning

Route to Sixth Form Key Dates

- Monday 20 March – Sixth Form letters and scholarships offers made
- Wednesday 19 April – Deadline for non-acceptance of Sixth Form place
- Thursday 11 May – Study Leave commences
- Monday 15 May – GCSEs commence
- Thursday 8 June – JCQ Examination Contingency Day PM
- Thursday 15 June – JCQ Examination Contingency Day PM
- Monday 26 June – GCSEs end
- Tuesday 27 June – Year 11 Headmaster’s Thanksgiving Eucharist and Buffet Lunch
- Tuesday 27 June – Year 11 Prom (Coombe Abbey)
- Wednesday 28 June – JCQ Examination Contingency All Day
- Thursday 24 August – GCSE Results Day
- Friday 1 September – Lower Sixth Induction Day
- Monday 4 September – Start of the Michaelmas Term

Revision Advice

Revision = to look over

Retention = to remember

How long should our son or daughter revise for?

There is no golden rule ...

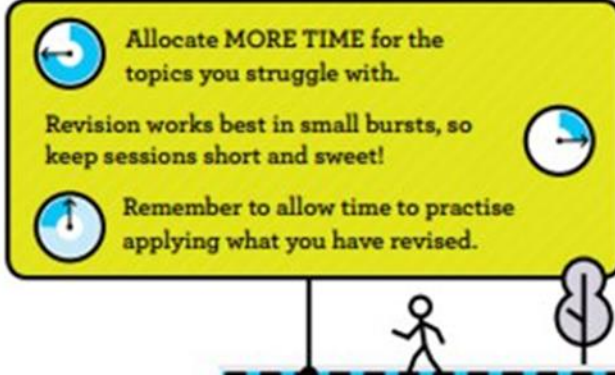
“The best GCSE and A-level results don’t go to the cleverest students – they go to those who revised in the Easter holidays.”

Easter holidays/exam leave	Whilst at school ...
<p>5-6 hours per day</p> <p>3 x 2 hour blocks 6 x 1 hour blocks Regular breaks</p>	<p>2 hours per day</p> <p>Use time wisely Odd 15 mins makes all the difference</p>

Planning for revision ...

Day	9:00 – 10:00	10:00 – 11:00	11:00 – 12:00	12:00 – 1:00	1:00 – 2:35	2:35 – 4:00	4:00 – 5:00	5:00 – 6:00	6:00 – 7:00	7:00 – 8:00	8:00 – 9:00	9:00 – 10:00
Monday												
Tuesday												
Wednesday												
Thursday												
Friday												
Saturday												
Sunday												

School Day



Allocate MORE TIME for the topics you struggle with.

Revision works best in small bursts, so keep sessions short and sweet!

Remember to allow time to practise applying what you have revised.

*****Remember: make sure you give yourself breaks and allow time to relax and do the things you want to do and enjoy doing.**

How to organise a revision session ...





Help! I don't know how to revise!

Different pupils will revise in different ways ... find a way that works for them


Quantity

Revision Techniques

Flashcards

For key information and facts. You can carry them around with you and test yourself anywhere.

Use it to remind and test yourself on; Spellings Lists, A sequence of simple events



Read-Cover-Recall-Check

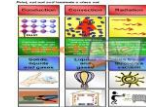
Read the information you want to remember. Cover it up, write out what you remember. Check to see how much you forgot.

Use it to test yourself on; Spellings, Lists, A sequence of simple events

Online quizzes or revision guide exam questions

Answer the questions, note down your score, revise the topic some more, have another go at the questions later. Did you improve?

Use it to test yourself on; Simple scientific facts and processes



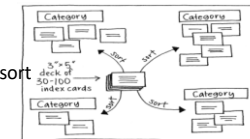
Make a card sort

Make a set of cards that you can cut out, mix up and match.

Use them; When you need to remember pieces of information that go together.

Key word cards

Include definitions on the back. You can test yourself on the definitions, sort them into scientifically relevant categories, put them into a sequence.



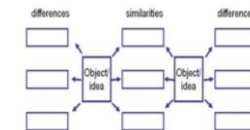
Describe or explain a process/scenario to someone who does not know it or a classmate.

They can ask questions to fill in any gaps you missed and if they are also revising it may help them understand the work better.

Use it when; Explaining a series of events or a process that has some detail

Graphic organisers

Decide if you are describing, analysing parts, comparing, analysing cause and effect, predicting or evaluating and display your arguments in a graphic organiser. **Use it to;** look at topics in more detail.



Mind maps

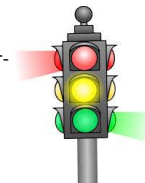
Start with a central theme and organise the information from it, grouped into subtopics. Label the branches with the relationships.

To summarise a whole topic after revising it in detail. Only put in the key words, everything else should come to mind when you read it.

Past exam questions and analysis

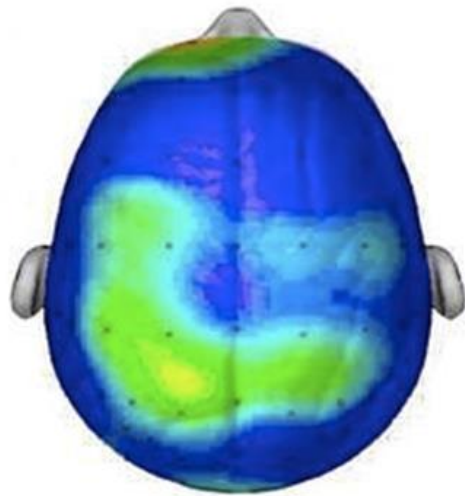
Complete some past exam questions. Mark your answers. Fill in the answers you missed. Go through the paper and colour code each topic (Red-need to revise, Amber-Need to go over a few bits again, Green-I've got it)

Use it to test your ability to; recall the information you have revised, to answer the question asked, not just write down everything you know, to follow the **command words** in an exam.

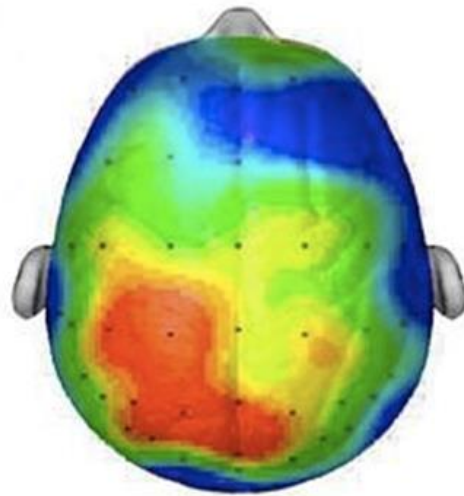


Importance of exercise ...

Composite of 20 student brains taking the same test



After sitting quietly



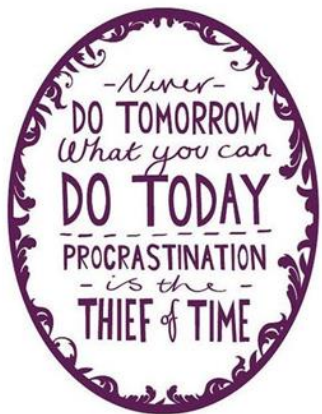
After 20 minute walk

Research/Scan compliments of Dr. Chuck Hillman University of Illinois

Exercise releases endorphins that make you feel good, reducing stress and helping you to get good night's sleep - but avoid stimulating activity just before bed, to give your brain time to wind down.

How to get motivated ...

- Give yourself a revision pep talk
- Start your revision with something fun
- Go cold turkey on gadgets and social media
- Monitor what you eat to give you energy and focus
- Make your pile of revision notes more inviting
- Tidy your room so you actually want to be there
- Plan rewards after revision
- Get up and about



Start now, not tomorrow!


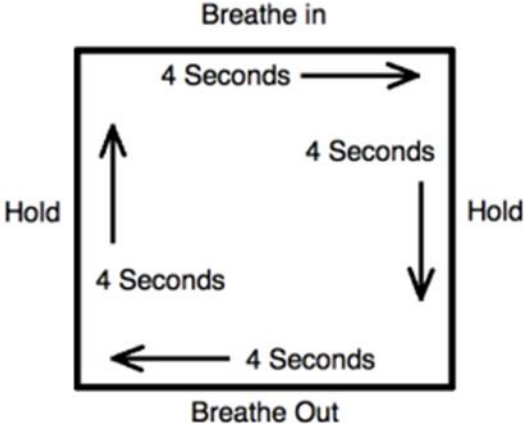
GOOD REVISERS

by @Inner_Drive
www.innerdrive.co.uk

POOR REVISERS


Eat breakfast		Skip breakfast
Sleep 8-10 hours a night		Get little sleep
Have regular bed times		Have inconsistent bed times
Get fresh air each day		Stay indoors all day
Exercise regularly		Do no exercise
Do past papers		Mostly revise highlighting "key" passages
Spread out their revision		Cram their revision
Keep a diary to capture negative thoughts		Dwell on worst case scenarios
Revise in a quiet environment		Revise while listening to music or TV
Drink water regularly		Forget to stay hydrated
Put their phone away during revision		Revise with their mobile phone next to them

Stress Busting



Examination Practicalities

Study Leave



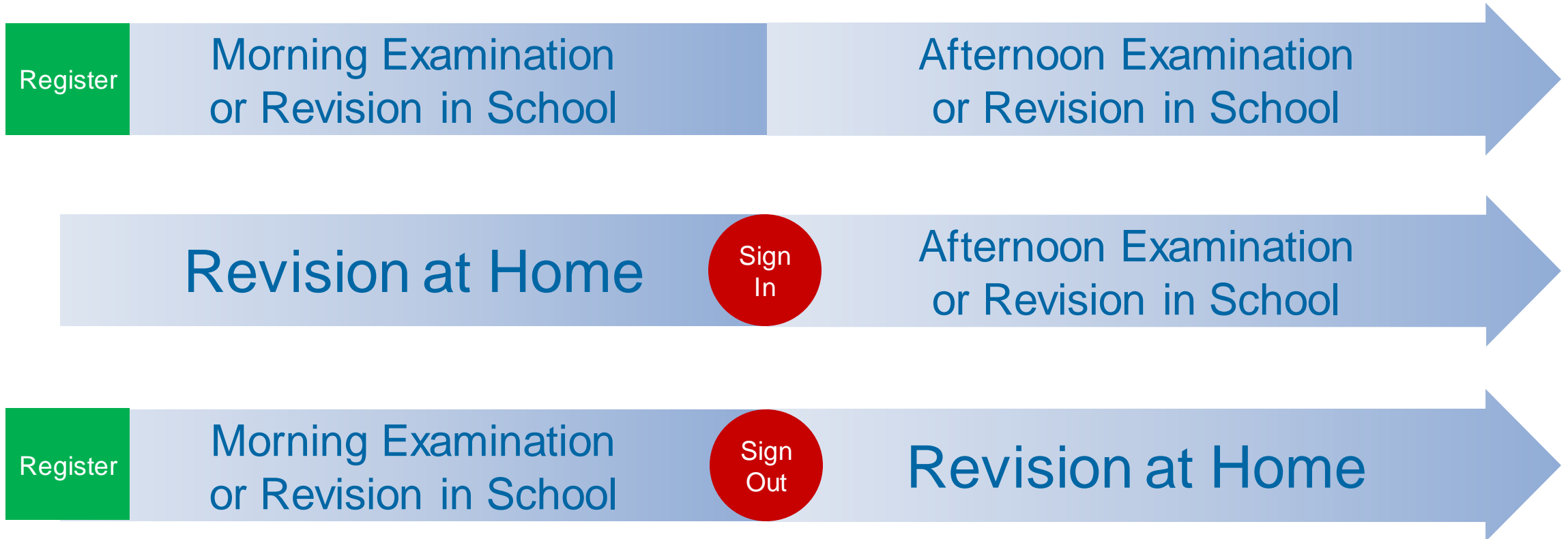
- Year 11 have Study Leave after Thursday 11 May
- They are welcome to come into school to revise
- We will timetable supervised study rooms
- Pupils can contact teachers via Teams for help as needed

Study Leave



- Year 11 have Study Leave after Thursday 11 May
- They are welcome to come into school to revise
- We will timetable supervised study rooms
- Pupils can contact teachers via Teams for help as needed

Study Leave



We will publish windows for mid-day pick-ups

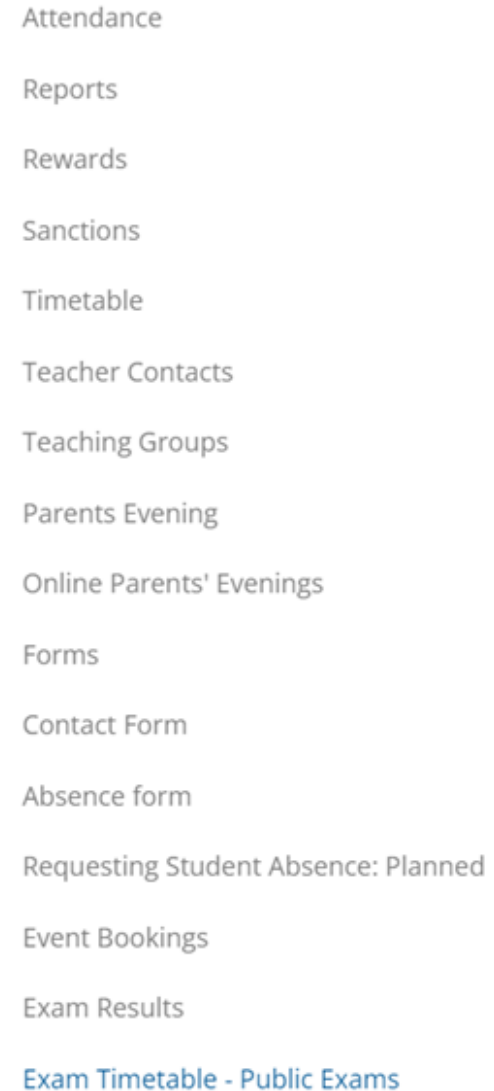
Pre-Exams

Candidates have been given:

- A printed copy of their entry statement showing all exams they are entered for this summer
- Access to their exam timetable on the Pupil Portal. Here they can see the date, start time and duration of all their exams
- A printed copy of their timetable listing by date all their written examinations
- Exam clashes are being worked on and pupils will be notified of arrangements shortly
- A copy of the College's Candidate Booklet for Written Exams which aims to answer all the questions candidates have about public exams

Exams Information on My School Portal

- To view an examination timetable via the parent portal, follow these steps:
 - When viewing your child's information, from the Menu items on the left-hand side select: Exam Timetable – Public Exams

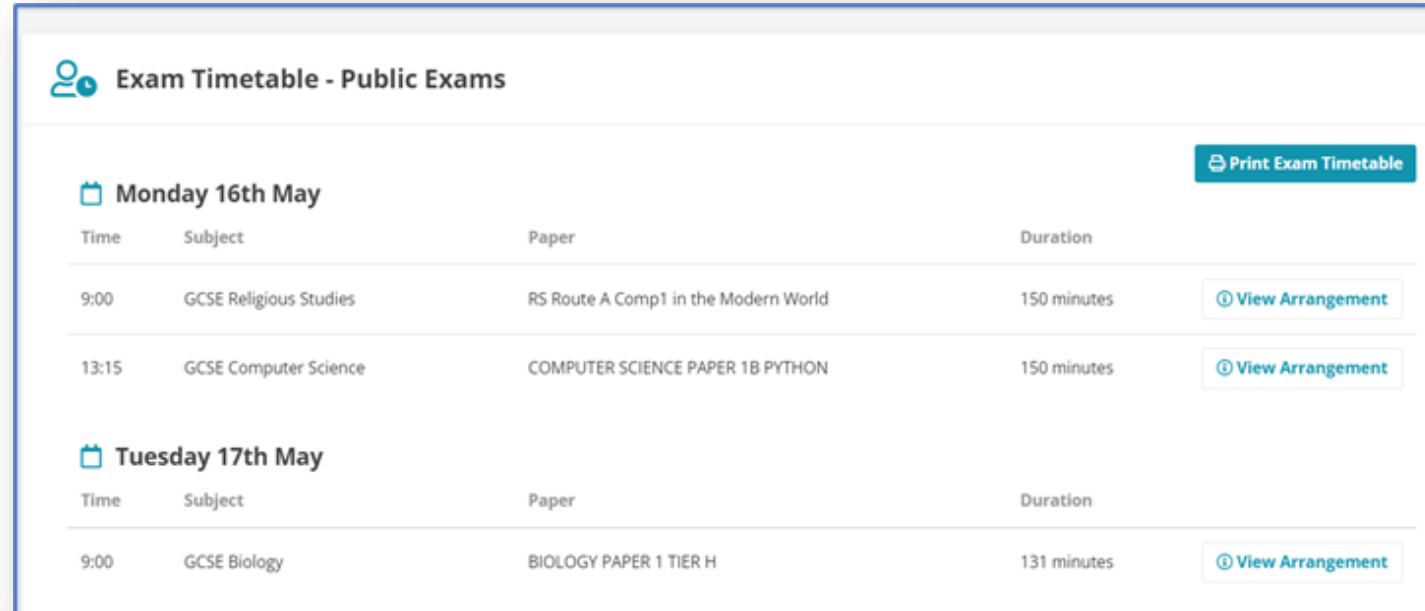


A screenshot of a vertical menu from the My School Portal. The menu items are listed from top to bottom: Attendance, Reports, Rewards, Sanctions, Timetable, Teacher Contacts, Teaching Groups, Parents Evening, Online Parents' Evenings, Forms, Contact Form, Absence form, Requesting Student Absence: Planned, Event Bookings, Exam Results, and Exam Timetable - Public Exams. The last item, 'Exam Timetable - Public Exams', is highlighted in blue.

- Attendance
- Reports
- Rewards
- Sanctions
- Timetable
- Teacher Contacts
- Teaching Groups
- Parents Evening
- Online Parents' Evenings
- Forms
- Contact Form
- Absence form
- Requesting Student Absence: Planned
- Event Bookings
- Exam Results
- Exam Timetable - Public Exams

Exams Information on My School Portal

- An examination timetable looks like this:



Exam Timetable - Public Exams

Monday 16th May [Print Exam Timetable](#)

Time	Subject	Paper	Duration	
9:00	GCSE Religious Studies	RS Route A Comp1 in the Modern World	150 minutes	View Arrangement
13:15	GCSE Computer Science	COMPUTER SCIENCE PAPER 1B PYTHON	150 minutes	View Arrangement

Tuesday 17th May

Time	Subject	Paper	Duration	
9:00	GCSE Biology	BIOLOGY PAPER 1 TIER H	131 minutes	View Arrangement

- Nearer to the start of the examination season, room allocations will also be listed here.

JCQ Examination Contingency Days

Thursday 8 pm, Thursday 15 pm and all day Wednesday 28 June

- The exam contingency days may be used if a significant, unexpected event arises nationally or locally during the exam period such that no pupils (or a large number of them) are unable to take an exam when planned. **All pupils must be available on these dates** in case one of their exams is moved.
- JCQ have made it clear that if an exam is moved and a candidate is unable to attend, special consideration will not be applicable. This means that even if your child has taken the first paper in a subject and then misses the moved one, the normal process of being able to ‘scale up’ the result from previous papers and make it count for the whole subject will not apply: **any pupil who is unable to sit the moved exam will be given zero in that paper.**

Examinations: Basic Equipment

Candidates may have:

- **Black writing pen – not gel**
- Pencils, eraser,
- For maths and the sciences:
 - Non programmable calculator
 - Maths equipment
- Pencil case, if clear
- Water bottle – clear only, no labels or logos
- Gel pens for highlighting questions

Candidates may not have:

- Tippex
- Pieces of paper
- Any type of electronic device
- Any type of **watch** or fit bit
- Any **ear buds** or similar
- Programmable calculator
- Calculator lid
- Box or tin for maths equipment
- Food – including sweets
- Writing on hands or any part of their body

Exams – On the day

- Start times:
 - Morning: 9.00am
 - Afternoon: 1.10pm
- Pupils must be ready and waiting outside their exam room at least 10 minutes before the scheduled start time
- If pupils revise at home in the morning, please ensure they arrive at school in good time for the afternoon session
- School uniform must be worn (no hoodies!)
- Pupils must stay for the published duration of the exam

Exams – What if?

- My child is ill
- My child is injured
- We're running late or the bus is late
- There is an emergency evacuation during the exam

Communication is key

Special Consideration

JCQ Definition:

- Special consideration is a post-examination adjustment to a candidate's mark or grade to reflect temporary illness, temporary injury or some other event outside of the candidate's control at the time of the assessment, which has had, or is reasonably likely to have had, a material effect on a candidate's ability to take an assessment or demonstrate his or her normal level of attainment in an assessment.

Advise your child's Head of House and Ms Tsang, the Examinations Officer (examinations@princethorpe.co.uk), of anything that occurs **at the time of the assessment** and has an impact on the candidate, such as:

- » Injury
- » Illness
- » Bereavement
- » Traumatic experience

JCQ Definition:

- ‘Malpractice’ means any act, default or practice which is a breach of the Regulations or which:
 - gives rise to prejudice to candidates; and/or
 - compromises public confidence in qualifications; and/or
 - compromises, attempts to compromise or may compromise the process of assessment, the integrity of any qualification or the validity of a result or certificate; and/or
 - damages the authority, reputation or credibility of any awarding body or centre or any officer, employee or agent of any awarding body or centre.
- Failure by a centre to notify, investigate and report to an awarding body all allegations of malpractice or suspected malpractice constitutes malpractice in itself

Malpractice

- Penalties were issued to 3985 individual students in 2022, compared to 2805 individual students in 2019
- Mobile phones accounted for 43% of all pupil penalties
- The rule is very clear, mobile phones are **not** allowed in exam halls, regardless of how much battery they have left, if they are in aeroplane mode, switched off or otherwise
- The most common type of penalty issued in 2022 was a loss of marks, with the number of this type of penalty increasing by 33%. The consequences are clear: marks will be deducted

GCSE Results Day

Thursday 24 August

- 9.00am - School opens for Year 11 pupils and parents
- 10.00am - Results published to My School Portal
- From the left-hand menu, select: Exam Results, the screen will look like this:

GCSE Biology		
Paper	Grade	Mark
BIOLOGY TIER H	9	N/A

GCSE Chemistry		
Paper	Grade	Mark
CHEMISTRY TIER H	9	N/A

GCSE Computer Science		
Paper	Grade	Mark
COMPUTER SCIENCE	9	N/A

GCSE Design & Technology		
Paper	Grade	Mark
DESIGN & TECHNOLOGY	7	N/A

GCSE Drama		
------------	--	--

GCSE Results Day

Thursday 24 August

- Results will **not** be given out over the telephone
- 2.00pm - Any uncollected results envelopes posted to the pupil's home address
- Sixth Form Team on-hand on Results Day, Friday 25 August and the following week to discuss GCSE results and A-level option choices

Collection by a third party

- Written details must be sent to the Examinations Officer before Friday 30 June 2023.

The person collecting is required to bring photo ID

Your child's results envelope will contain:

- Results statements for 2023 showing
 - GCSE grades from 9 – 1
 - BTEC grades from D* - P
- Results statements from previous years, if applicable
- Enquiries about results information, to include:
 - Requesting copies of scripts
 - Requesting reviews of marking
- Letter from the Headmaster
- Sixth Form Options Form, Induction Day Agenda and Adventure Sports Day information

Prize Giving Ceremony

- Certificates are distributed at our annual Prize Giving Ceremony – this year on Friday 24 November at the University of Warwick’s Butterworth Hall
- For anyone unable to attend Prize giving, details for collection of certificates will be emailed home after the event.
- Certificates are valuable and cannot be replaced. Employers, Colleges and Universities will ask to see original certificates and, in the event of lost certificates, exam boards charge in the region of £50 each in order to provide a certified statement of results.



Sixth Form Matters - The Team



Ben Collie
Head of Sixth Form



Anne Allen



Rod Isaacs

Assistant Heads of Sixth Form



Cyp Vella



Jacqui Quinney
Head of Careers and UCAS Co-ordinator



Amanda McKenzie
Sixth Form Administrator



Marion Mitchell
Sixth Form Administrator

Sixth Form Matters – Admissions

Entrance Requirements

- Minimum academic requirement is six GCSEs grades 9 – 5, including at least three 6 grades or equivalent
- Candidates are normally expected to have at least a grade 6 in the subjects to be studied to A-level, however certain subjects have minimum specific entry requirements
- Check each subject for specific requirements

Sixth Form Matters - Admissions

- Queries relating to the Sixth Form letters and scholarships please contact the Registrar, Mrs Rooney, in the first instance
- As a current parent if your child would like to continue into Sixth Form you **do not** have to confirm your acceptance of the place offered in your letter
- However, if you want to give notice please do so in writing to the Headmaster **by Wednesday 19 April**, copying in the Registrar to meet the College's Terms and Conditions
- On or after GCSE Results Day queries relating to option choices should be made to Ben Collie, Head of Sixth Form

Sixth Form Matters – Transition

Induction Day – Friday 1 September

- All Lower Sixth expected to attend
- Meet the Sixth Form Tutor and tutor group activities
- Sessions on independent learning and time management
- Timetables distributed
- Lunch provided
- Dress code casual

Adventure Sports Day

- Details to follow



Sixth Form Matters - Practicalities

Driving and parking in Sixth Form

- All Sixth Form drivers need to complete a form available from the school shop and submit a copy of their licence/pass certificate and insurance before driving onto site
- Charge of £30 including £10 returnable deposit
- Receive an electronic fob for the barrier and a windscreen sticker
- Agree to safe driving on campus

Sixth Form Dress Code

- Smart business attire required, new guidelines will be issued shortly



Sixth Form Matters

Academic Curriculum 2022/23

Pupils follow a two-week timetable. Over the course of each fortnight they will have the following lessons.

	Year 7 (Age 11+)	Year 8 (Age 12+)	Year 9 (Age 13+)	Year 10 (Age 14+) GCSE	Year 11 (Age 15+) GCSE	Lower 6th (Age 16+) A-level	Upper 6th (Age 17+) A-level
	English <small>3</small>	English <small>7</small>	English <small>7</small>	English <small>5</small>	English <small>5</small>	Three subjects are studied at A-level. There are four Option Blocks to choose from, which are constructed around pupil interest in Year 11	Students continue with their three A-level subjects from Lower Sixth
	Maths <small>3</small>	Maths <small>7</small>	Maths <small>7</small>	Maths <small>5</small>	Maths <small>5</small>		
	RS <small>4</small>	RS <small>4</small>	RS <small>4</small>	RS <small>5</small>	RS <small>5</small>		
	Spanish <small>2</small>	French <small>4</small>	Spanish/French <small>5</small>	Science Double <small>15</small> Leading to Double Award Science GCSE	Science Double <small>15</small> Leading to Double Award Science GCSE	Option A <small>12</small>	Option A <small>12</small>
	Latin <small>2</small>	Latin or Advanced Literacy Skills <small>4</small>	Biology <small>3</small>				
	Science <small>3</small>	Science <small>3</small>	Chemistry <small>3</small>	Option A <small>6</small>	Option A <small>6</small>	Option B <small>12</small>	Option B <small>12</small>
	Computer Science <small>2</small>	Spanish <small>4</small>	Physics <small>3</small>				
	Technology <small>4</small>	Computer Science <small>2</small>	Technology <small>4</small>				
	History <small>4</small>	History <small>4</small>	Geography <small>4</small>	Option B <small>6</small>	Option B <small>6</small>	Private Study <small>12</small>	Private Study <small>16</small>
	Geography <small>4</small>	Geography <small>4</small>	Choice of two subjects Art, Computer Science, Drama, French, Latin & Music of these				
	Art <small>2</small>	Art <small>2</small>		Option C <small>6</small>	Option C <small>6</small>	Extended Project (EPQ) or Core Maths <small>4</small>	Extended Project (EPO) <small>2</small>
	Drama <small>2</small>	Drama/Music Carousel <small>3</small>					
	Music <small>2</small>	PE <small>2</small>	PE <small>2</small>	Games <small>4</small>	Games <small>4</small>	Enrichment <small>2</small>	Games <small>4</small>
	Games <small>4</small>						
	PSHE <small>1</small>	PSHE <small>1</small>	PSHE <small>1</small>	PSHE <small>1</small>	PSHE <small>1</small>	CoRE <small>2</small>	CoRE <small>2</small>
	Games <small>4</small>	Games <small>4</small>	Games <small>4</small>	Games <small>4</small>	Games <small>4</small>		
Periods	60	60	60	60	60	60	60

GCSE and A-level Options

Please note, GCSE and A-level Option Blocks change from year to year depending on pupil choices. The subjects on offer are reviewed annually. Please refer to the Department Information section of this booklet and the Sixth Form Information Booklet for a full list of potential subjects on offer. For current Option Block information, please contact the Registrars.



Any Other Questions?

- Contact Admissions on 01926 634201 or email admissions@princethorpe.co.uk
- Contact the Sixth Form Team on 01926 634234 or email bencollie@princethorpe.co.uk
- Contact the Exams Team on 01926 634220 or email examinations@princethorpe.co.uk